

BARCELONA'S BLUE ECONOMY IN FIGURES 2022

1




GEOSTRATEGIC POSITION

16.7 km
of coastline

Located between
2 rivers

4.8 km of urban beach,
divided into **10 beaches**,
and used by **5 million people**

2



PORT AND LOGISTIC INFRASTRUCTURES

Integrated into the city:

- Port of Barcelona
- Port Vell
- The Olympic Port
- Port Fòrum

Port of Barcelona:

1st Mediterranean port for the number of cruise ship passengers

1st Spanish port for the value of its goods, turnover, the loading/unloading of imports/exports and international connections

8th European port by turnover of containers

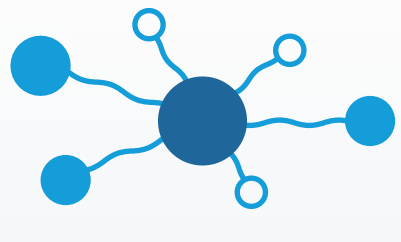
1,200 hectares at the service of the blue economy in the biggest logistic hub in Southern Europe

• 23% of Spain's foreign maritime trade

• 34% of foreign maritime container trade

• In 2022, more than **70 million tonnes** of goods traffic was recorded, for a value of over **€120,000 million** in foreign trade.

3

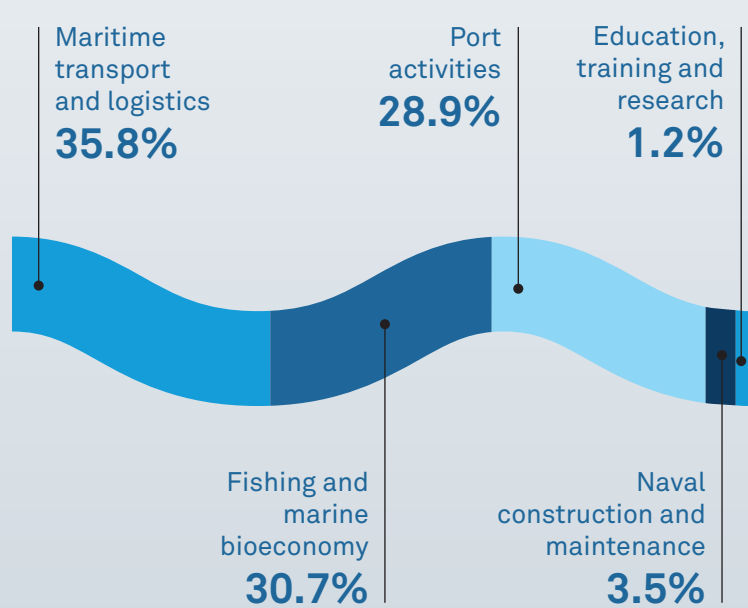


BLUE ECONOMY ECOSYSTEM AND ACTIVITY

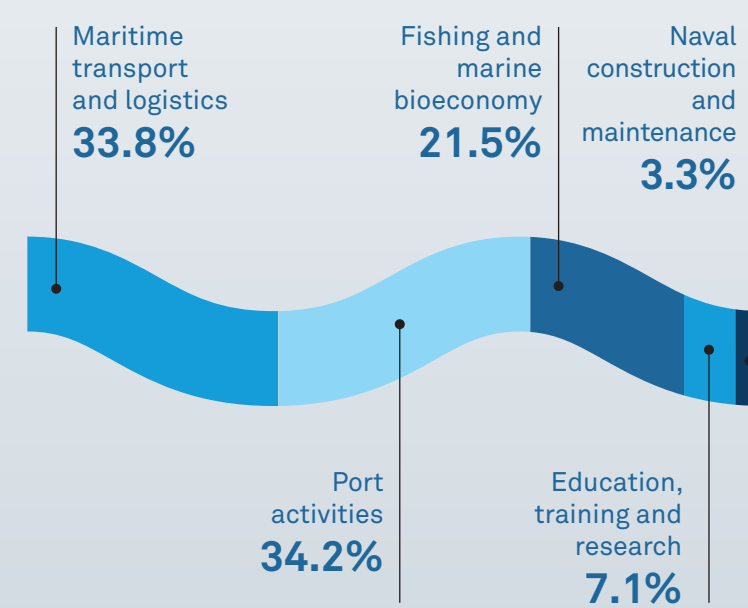
€3,938 million in turnover
3.9% of the city's turnover

16,186 jobs
2.2% of city employment

Distribution of turnover by Blue Economy sectors



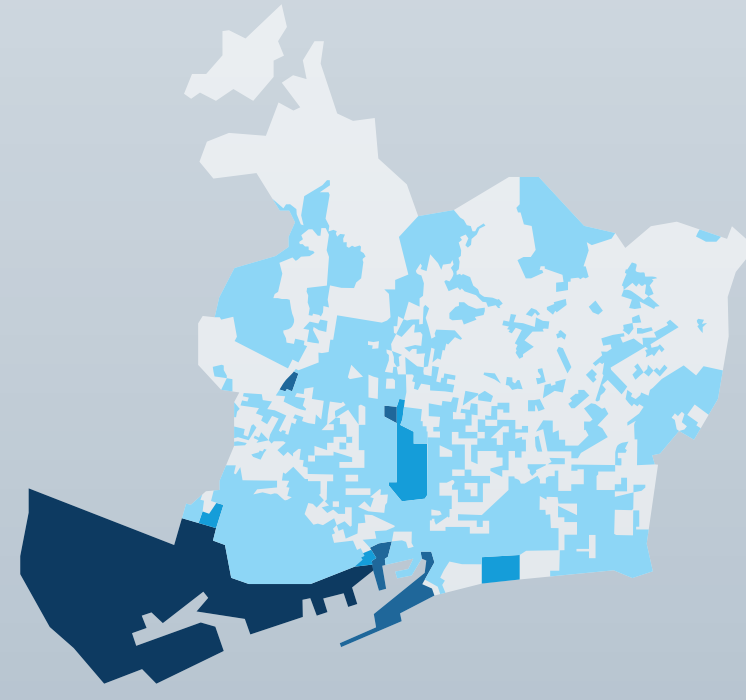
Distribution of jobs by Blue Economy sectors



Source: Economic impact of the blue sector- Peninsula, 2020


Location of companies linked to the Blue Economy in the city (2022):

- 0-1
- 1-10
- 10-27
- 27-118
- 118-323



Source: Barcelona City Council's Manager's Office for Economy, Resources and Economic Promotion, Department of Studies, based on the D&B InAtlas Report.

4



BLUE ECONOMIC BODIES AND EVENTS

Leading international maritime events:

salonnautico
INTERNACIONAL DE BARCELONA

60th edition, with
55,000 visitors

2022

SILBARCELONA
expo & congress

22nd edition, with
12,152 visitors

2022

Seafood Expo
GLOBAL

1st edition, with
26,000 visitors

2022



Barcelona, global headquarters of the World Ocean Council

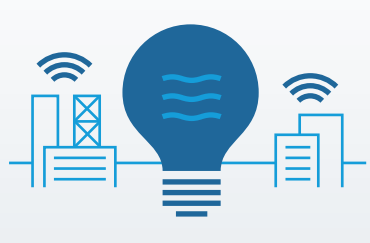


Host for the **37th edition of the America's Cup**



2nd IOC-Unesco International Ocean Decade Conference

5



AN ENTREPRENEURIAL, INNOVATIVE AND DIGITAL CITY INTERNATIONAL POSITIONING

The 1st European city with the best strategy for attracting foreign investment

Source: fDi Intelligence 2022-2023

3rd preferred European city for establishing a start-up

Source: StartUp Heatmap Europe Report 2022

6th digital city in Europe and 13th in the world

Source: The Economist 2022

9th city in the top 100 emerging start-up ecosystems in the world

Source: Startup Genome 2022

10th best city in Europe and 26th in the world in regard to Blue Economy potential for start-ups

Source: Global Blue Economy Ranking, Genome 2022

6



ENVIRONMENTAL INDICATORS LINKED TO THE MARINE ENVIRONMENT



10th best-prepared city in Europe for mobility with zero emissions

Source: Clean Cities Campaign



Polluting-gas immissions in the Port of Barcelona:

• **NO₂ immissions:** annual average 24.4 µg/m³, -7.9% (var 2022/21)

• **PM₁₀ immissions:** annual average 35.7 µg/m³, 16.2% (var 2022/21)

• **SO₂ immissions:** annual average 1.1 µg/m³, -5.0% (var 2022/21)